



2013 Z Nationals Road Course Event

Sunday, October 6th 2013

www.ZNationals.com

REGISTRATION PACKET



Print, Read & Sign **ALL** forms. Please bring this
Completed packet to the **final track inspection!**



Event Address:

Barber Motorsports Park

6040 Barber Motorsports Parkway
Birmingham, AL 35094

Event sponsors:

Z1 Motorsports
Toyo Tire North America
Conyers Nissan
300ZXClub.com

Contact:

info@ZNationals.com

The Following items MUST be completed before your final tech inspection!

Mandatory Forms for Track Day Participants

We have provided a "Checkbox" next to each item to assist you.

- 1. **You must print, read and sign the 2013 Track Registration Packet.**
- 2. **Complete your PRE-TECH INSPECTION prior to the track day event. (PAGE 14)**
 - a. Please notice that the **Pre-Technical Inspection Form** is intended to be used **BEFORE** arrival. This form is for you and your mechanic to use to make sure your car is ready for driving on the track. The **PRE-TECH INSPECTION** is to be completed prior to your arrival at Barber Motorsports Park on Sunday, 10/6/2013.
- 3. **Driver Information Form. (PAGE 15)**
- 4. **FINAL TECH INSPECTION Forms. (PAGE 16)**
 - a. The **final technical inspection** form will be completed at Barber Motorsports Park on the day of the track event. This final inspection is performed by Z Nationals staff. If your **Pre-Tech Inspection** has **not** been completed at this time, you will not be able to enter the track. Z Nationals staff will **not** be available to perform pre-tech inspections between 10/1/2013 and 10/6/2013.
- 5. **Medical Information Form (PAGE 17)**
 - b. This form is to make sure **you** are ready for participating in the driving events. It confirms that you are not taking medications nor have a condition that would adversely affect your safety and those of your fellow drivers. This form also asks for emergency contact information. The form and the information on this form will be kept strictly confidential and will be used only if needed.
- 6. **Helmet Release Form (PAGE 18 – Top)**
- 7. **Driver's License Form (PAGE 18 – Middle)**
- 8. **Driver's License Form (PAGE 18 – Bottom)**



**PLEASE HAVE ALL ABOVE
REQUIRED INFORMATION
PREPARED PRIOR TO ARRIVAL AT BARBER
MOTORSPORTS PARK!**



Barber Motorsports Park

Located approximately 25 minutes East of Birmingham, Alabama, the Barber Motorsports Park facility plays host too many professional racing series as well as amateur events throughout the year. Such racing series as the Indy Racing League (IRL), the American Motorcycle Association (AMA) Superbike series and the Grand-AM Racing Series all make annual stops here. Considered as one of the most prestigious tracks in North America, Barber Motorsports Park has it all and MORE! From fast straight-a-ways to roller coaster-like turns to the incredible scenery (Be sure to check the Sculptures scattered around the facility!), there is a lot to see and do for both the drivers, instructors and spectators.

Barber Motorsports Park is located on **Barber Motorsports Pkwy in Birmingham, Alabama (Jefferson County) about 15 minutes off of Interstate I-20.**

DIRECTIONS (FROM I-75):

TRAVELING WEST (FROM ATLANTA / Z1 MOTORSPORTS)

- Take I-20 West from Atlanta
- Take exit 140 (Leeds)
- At the bottom of the exit ramp, make a left onto U.S Highway 78 E
- At the Chevron station, make a right onto Rex Lake Road
- Go approximately ½ mile and turn right into the main entrance to the Park

TRAVELING EAST (FROM BIRMINGHAM)

- Merge onto I-20 East heading towards Atlanta
- Take exit 140 (Leeds)
- At the bottom of the exit ramp, make a right onto U.S Highway 78 E
- At the Chevron station, make a right onto Rex Lake Road
- Go approximately ½ mile and turn right into the main entrance to the Park

TRAVELING NORTH or SOUTH (FROM I-459):

- Take I-459 to the I-20 interchange
- Merge onto I-20 East heading towards Atlanta
- Take exit 140 (Leeds)
- At the bottom of the exit ramp, make a right onto U.S Highway 78 E
- At the Chevron station, make a right onto Rex Lake Road
- Go approximately ½ mile and turn right into the main entrance to the Park

INTRODUCTION

There are few thrills in life that rival those of driving at high speeds. Although enjoyable, the dangers and risks of driving much above the posted speed limit on public roads can have serious consequences. Modern technology has given us cars with capabilities far above those required for everyday driving and so most drivers never really get to test their car's full performance potential (or their own for that matter.)

The "Z Nationals" road course event can give you the opportunity to drive at high speeds, while making you a safer, more confident driver through the understanding and training associated with high speed car control. We will be using a road course to provide a safe and structured environment. **This is not a racing school.**

Thus the first rules of our program are:

Rule 1: No RACING

Rule 2: No RACING

Rule 3: No RACING

Rule 4: SEE RULE #1

Rule 5: READ ALL THE RULES & FORMS

We will insist that all rules be followed to the letter for a safe and smooth event. We ask that you pay particular attention to the rules set forth under **FLAGGING REGULATIONS**. Deviation from any rule will not be permitted. All of the material in this packet should be reviewed carefully before coming to the track, as there will be no time to do so once the event starts. It is YOUR responsibility to be comfortable with the information included in this packet.

We look forward to seeing you at the event, **Rain or Shine...**



PLEASE READ ALL FOLLOWING INFORMATION CAREFULLY!



EVENT RULES/PROCEDURES

Safety should be your number one priority. **Anyone** deemed to be driving in an unsafe manner will be ejected without a refund. **No Racing WHATSOEVER!**

INCLEMENT WEATHER:

Please check local news and weather stations for weather reports and notifications for the Central Alabama area (Birmingham). Please be aware that we will be conducting the 2013 Z Nationals Track day RAIN OR SHINE!

In the event of severe inclement weather and/or natural disasters (Floods, Tornadoes, Hurricanes, etc), the Z Nationals event staff will notify all registered attendees and work together to reschedule the event.

In the event of rain during the track day, slow your vehicle down to a speed below that at which you know you can drive safely in the wet. Keep in mind that others on track will be doing the same and may not be able to slow down or drive at the same rate of speed.

If conditions deteriorate, a BLACK Flag (see FLAGS below) will be shown in order to bring all cars back to the staging lane. The cars will be held until the weather improves or hazards clear.

DURING THE TRACK EVENT:

Check the condition of your tires and brakes after every session. Check your oil level before every session and monitor any fluid leaks if they develop. Keep an eye on your schedule, listen for any updates that may be announced over the Public Broadcast system and **be on time!**


Concentrate on being smooth and taking the correct line. Do not try for maximum speed. Find accuracy and speed will follow. Listen to your instructors suggestions and be sure to ask questions before, during and after each session. They are there to help YOU.

Recommendations in case of trouble: If you are about to run off the track surface, drive off in a straight line. Do not make a futile attempt to hold the car on the track, this creates a more dangerous situation. If you err in judgment and lose control (i.e. spin), the best rule is both feet in (brake totally depressed, clutch totally depressed) until the car comes to a complete halt. Following the spin or off, look for the nearest corner worker station (if visible) and make sure the corner worker sees that you are OK to re-enter the track. Re-enter the track slowly and be mindful that you will be leaving debris on the track surface. Once back on track you must come into the pits IMMEDIATELY for a vehicle inspection and to discuss what took place. Failure to do so will result in a BLACK FLAG being shown.

If you suspect mechanical problems while on the track: If serious, pull off the track slowly and await assistance. If you can continue, do so slowly and return to the pit area. **Get off line** and use hand signals and flashers to indicate that you have a problem while returning to the pits.

PRE-TECH:

Pre-Tech must be done prior to the event. This is your responsibility and it is for your safety! Please have your car totally prepared for the event prior to the driver's meeting. Remove all loose objects from the trunk and passenger compartment including the driver's floor mat, have the proper amount of gas, properly inflated tires, lug nuts properly tightened and your car number affixed. Please review the attached "TECHNICAL SAFETY INSPECTION FORM".





PLEASE READ ALL FOLLOWING INFORMATION CAREFULLY!



EVENT RULES/PROCEDURES

HELMET:

All drivers are required to have a SNELL M2005* or SA2005 approved or newer helmet for this event. You will not pass tech unless you have a helmet that meets this requirement. ***THIS IS A MUST!*** Additional helmets will not be available for rent, purchase or borrowing.

*Snell M2005+ Helmets are allowed ONLY in vehicles not equipped with a roll cage.

CLOTHING:

All drivers are required to have proper clothing as specified. This includes:

- Non-synthetic Shirt (Preferably cotton)
- Long Pants (No exceptions, Pants will be of a non-synthetic fiber)
- Leather or natural fabric, closed toe shoes with rubber/leather soles.
- Although not required, approved driver's suit and shoes/gloves may also be worn.

The clothing requirement has a safety factor. Synthetic fibers will melt in a flash fire causing more extensive burn injuries should the rare circumstance of a fire occur.

CAR NUMBERS:

All cars are required to display a number on the car. Numbers will be provided at the event after completing registration. You will not be allowed on the track without numbers! Assigned numbers MUST be visible to all flag workers. We suggest placing them in the center of the driver and passenger door.

STAGING:

Follow instructions given during the driver's meeting Sunday morning. Follow and look for signs indicating the appropriate staging areas, lanes and directions of travel.

INSTRUCTORS:

Instructor assignments will be announced and at the end of the driver's meeting on Sunday Morning (7:30-8:00am).

WINDOWS:

For the 2013 Z Nationals event, we require that the driver's and passenger's side windows be in the down position. Sunroof equipped vehicles must drive with it in the closed position. All of you and your passenger's arms must remain inside the car at all times (with the exception of when signaling to other vehicles to pass/entering the pit lane). ***If you fail to do so, you will be Black Flagged and instructed to do so. Repeat failures will result in ejection from the event for the remainder of the day.*** Drivers are responsible for their occupants (instructors) safety and must therefore monitor their actions as well; this includes ensuring that their arm(s) are inside of the vehicle.

ENTERING THE TRACK:

Pull your car up to the end of pit lane. Follow the instructions of the Pit Marshall and stay to the left of the track as you accelerate up to speed (Track rotation is Clockwise). Use your mirrors to see if you are being overtaken before you attempt to leave the pit lane. It is YOUR responsibility to make sure you can enter the track safely; the Pit Marshall is only a guide.



PLEASE READ ALL FOLLOWING INFORMATION CAREFULLY!



EVENT RULES/PROCEDURES

PASSING RULES:

Passing will be allowed based upon individual event supplemental regulations. All passing will be done with the car being overtaken remaining on the proper driving line. Be sure that you have plenty of time, space and horsepower to complete your maneuver. **Never pass another car until they have signaled you by! You may only pass in designated areas...NO PASSING IS ALLOWED THROUGH CURVES OR ANYWHERE ELSE NOT SPECIFIED AS AN APPROVED "PASSING ZONE" DURING THE DRIVER'S MEETING!**

A) Overtaking Car

As the car overtaking the slower vehicle, be sure that you have plenty of time, space and horsepower to complete your maneuver. **Never pass another car until THEY signal you by! Do not tailgate or threaten the slower vehicle with aggressive tactics. Do not group together.** If you find yourself in a situation where multiple cars have gathered behind a slower vehicle, cool it for a lap and let them get away from you or come into the pits and rejoin at a less crowded position on the track.

B) Overtaken Car

As the car being overtaken, be sure to watch your mirrors closely. You must signal another car to pass by pointing out the driver side window. Do not move off line (unless to avoid a collision). Do not try to out horsepower an overtaking car by "drag racing", *let them by!* **Do not block faster cars. If you are observed blocking faster cars you will be BLACK FLAG'ed (See Flags) and instructed to speak with an official before returning to the track. Do not group together. EACH PASSING VEHICLE MUST BE SHOWN THE PASSING SIGNAL.** If you do not feel comfortable with signaling the faster vehicle by, you may pull into the pits and rejoin at a less crowded position on the track. If it is witnessed that multiple cars have gathered behind your vehicle and you fail to allow traffic to pass in a timely, safe manner, you will be shown the "BLUE FLAG". Repeated failures to adhere to the showing of the "BLUE FLAG" (See Flags) will result in an immediate "BLACK FLAG".

The approved passing zones will be discussed in the morning Driver's meeting. Approved passing zones are subject to change depending on the Run Group, track conditions or at the discretion of the facility's operating staff.

Failure to comply with the passing rules will result in you being Black-Flagged. Again this is NOT a race. Aggressive driving or "bullying" of other drivers WILL NOT be tolerated.

THREE SPIN RULE:

If any entrant spins their car or leaves the track with all 4 wheels, on the third incident, they will be required to forfeit the rest of their track time.

The procedure will be as follows:

On the first and second incident, the entrant will be Black flagged (see Flags) to come into the pits. In the pits, the entrant will be counseled and advised that should this happen again (after the second spin) the entrant will be brought off the track and will not be allowed to drive for the remaining balance of the day. The vehicle will also be inspected by the pit marshal after each spin for safety reasons.

- A spin that continues into four wheels off will be considered one incident.
- Any combination of spin or four wheels off, will be considered one incident.
- Any two wheels off or half-spin will require a visit to the pits for consultation and vehicle inspection.
- Depending on the circumstances, it is possible that an entrant can be black flagged and not allowed to drive for the balance of the day on the second four wheels off incident at the discretion of the Chief Steward and/or Safety Steward depending on the severity of the driver's actions.



PLEASE READ ALL FOLLOWING INFORMATION CAREFULLY!



EVENT RULES/PROCEDURES

EXITING FROM THE TRACK:

When you want to exit from the track into the pit lane, extend your **left arm** upward, out of the window, in a fist, prior to your exit from the track. This tells drivers coming up on you from behind that you are slowing down to enter the pit lane. See Supplemental Regulations.

ACCIDENTS:

Any repairs to the track necessary due to damages caused by a driver are the responsibility of that driver. This includes, but is not limited to track surface, landscaping, pit wall, fence, or tire wall damage. Charges must be settled on the day of the occurrence.

CANCELLATION POLICY:

No refunds, this event will take place rain or shine. In the event of severe inclement weather and/or natural disasters (Floods, Tornadoes, Hurricanes, etc), the 2013 Z Nationals event staff will notify all registered attendees and work together to reschedule the event.

REGISTRATION:

Please print out this entire registration packet. Fill out and sign all the forms. Make sure and bring it to the event as it will be required during registration. Registration will include everything required to get on the track Sunday Morning. Upon receipt of this completed packet your car will undergo the FINAL technical inspection. Upon passing the FINAL technical inspection each participant will be assigned into a run group and given a car # and wristband. Before cars or drivers are allowed on the track the car # must be applied to the top of the front windshield and wristband must be on LH wrist of driver.

CONVERTIBLES:

It is highly recommend that all open top cars must have a roll bar and conform to the following:

The top of the main hoop must be at least two inches above occupant's helmet(s). With the driver and/or passenger correctly seated and securely belted in the vehicle, occupant's helmet must be at least two inches below a straight line drawn between the top of the windshield and the top of the roll bar. Some cars with an active "pop-up" rollover protective may also qualify, but will require advance notice to the event organizers at info@Znationals.com for qualification.

Based on the design of the vehicles listed below from the factory, the following vehicles have been ruled upon by the Z Nationals staff. Please note that this does not consider the occupants overall height. Interested participants owning a Nissan 300zx Convertible should refer to the above mentioned guideline if they have concerns or are tall in height.

Convertibles/Roadsters NOT ALLOWED WITHOUT WAIVER

- Nissan 350Z Roadster
- Nissan 370Z Roadster
- Infiniti G37 Convertible
- Nissan 240sx Convertible

Convertible ALLOWED:

- Nissan 300zx Convertible

Owners of the above mentioned vehicles must (1) sign the appropriate waivers, (2) agree to all terms and conditions for operating a convertible in a motorsports setting, (3) assume all risks and responsibilities for operating a convertible in a motorsports setting, and (4) have an instructor available that approves of and willing to instruct in an open cockpit vehicle.

TARGA TYPE OR T-TOP:

All drivers in open, targa type or T-Top cars running with the roof panels removed must wear suitable eye protection, i.e., goggles, bubble shield, or face shield on full face helmets.

FLAGS


The safety of any event depends upon the proper compliance with the Signal Flags. The flags used for the 2013 Z Nationals Track Event will be:



RED - The RED FLAG is displayed in a waving fashion and indicates serious trouble on the course. When the red flag is out **all cars must stop as soon and as safely as possible to the far right as practical**. Cars must remain stopped, at the edge of the roadway. A yellow flag following a red flag will indicate to all drivers that they may proceed at a greatly reduced speed with no overtaking until given the all clear to continue at speed.



YELLOW - A Standing Yellow Flag indicates trouble on the course ahead (a car off the road, dirt on the track, etc.) Reduce speed and take caution. A waving Yellow Flag indicates imminent danger ahead. Proceed with extreme caution at greatly reduced speed and be prepared to stop. **UNDER NO CIRCUMSTANCES IS THERE TO BE ANY OVERTAKING DURING A YELLOW FLAG SITUATION.** Doing so will result in being black flagged and will count as one of your "three spins and you are out offense".




GREEN - The Green Flag indicates the course is clear, if no flag is displayed you may assume it is a Green Flag condition.



BLACK - The Black Flag may be used in two types of circumstances.

When used to warn a particular driver, the flagger on the Start/Finish line or at a Black Flag Station will point the Black Flag but furled (rolled up) to the car being flagged as it passes the station. The driver should acknowledge the Black Flag with a hand signal and proceed at reduced speed, with caution, to the pits where he will report to the Pit Marshal. The Black Flag may indicate either mechanical trouble or incorrect driving behavior. It is possible that a driver may get a black flag pointed at him with the flag rolled up. That is a warning that you are driving in a manner that is about to get you called into the pits for counseling if you don't stop driving in a manner violating the rules.

When used to bring all cars to the pits, it will be displayed in the standing position at the Start/Finish line and black flag station and may be displayed with a sign ALL. All cars will proceed at a reduced speed to the pits and follow the instructions of the Pit Marshall.



BLUE WITH DIAGONAL STRIPE - Another driver is following you, is faster, and you should point the driver by. Be prepared to signal for the driver to pass at the next designated passing zone. Failure to yield to the following driver can result in being black flagged.



CHECKERED - The Checkered Flag indicates the end of the session. It will be displayed only at the Start/Finish line. After passing the Start/Finish line and observing the checkered flag, Do Not Brake. Reduce speed and complete one cool down lap at moderate speed and exit the track onto pit lane.

Extreme carelessness, unsafe behavior, or failure to respond to a Black Flag signal or other Flagging Signals may result in expulsion from the event at the discretion of the Chief Instructor and/or the Chief Steward.

If you are black-flagged for non-mechanical reasons 3 times in one day, you will be asked to excuse yourself from the remainder of the event.

SUPPLEMENTAL REGULATIONS

Sunday, October 6th:

Beginning at 6:20 am (CST) Registrations and inspections will be completed at the track as you enter the gate on a first come first serve basis. Your patience and cooperation are appreciated.

Helmet Rules:

All drivers are required to have a **SNELL SA-2005 or Snell M-2005 or later** approved or newer helmet for this event. You will not pass the on-track tech inspection unless you have a helmet that meets this requirement.

ELECTRICITY & GAS:

There will be NO power available at the track. No gas is available at the Barber Motorsports Park facility; however local gas stations are only a few minutes outside of the facility. Speak with any Z Nationals staff member for directions. Entering and exiting the track is available at any time during the day.

Registrants/Drivers BE AWARE!

Please be aware that the primary registered guest will be solely responsible for any and all actions of their guests. Z1 Motorsports, Z Nationals and the Barber Motorsports Park staff reserve the right to remove or deny entry to any guest(s) for any reason. The Z1 Motorsports and Z Nationals staff will work in full cooperation with the Jefferson County Sheriff's Office to prosecute any and all individuals who do not obey the following rules:

- Local, State and Federal Motor Vehicle Laws
- 2013 Z Nationals Rules & Guidelines as listed in the registration packet, posted or given verbally
- Rules & Guidelines put in place by the Atlanta Motor Speedway operating staff

The following items **ARE NOT** allowed into the Barber Motorsports Park facility and will result in ejection from event and/or possible legal action on part of the Jefferson County Sheriff's Office if discovered:

- Alcohol of ANY form
- Firearms
- Drugs
- Pets

THE JEFFERSON COUNTY SHERIFF'S DEPARTMENT PHONE NUMBER IS: (205) 325 1450. IN THE EVENT OF AN EMERGENCY, DIAL 911.

SUPPLEMENTAL REGULATIONS

GENERAL RULES:

Do not dump oil, gas or coolant on the pavement or non-paved areas of the track. You must take everything you bring to the track with you when you leave. Use caution and common sense when raising your car and supporting it on jack stands. No glass containers are allowed on the property.

INTOXICANTS:

Use of alcohol or other intoxicants prior to the end of the day's events are prohibited. Anyone found to be using or under the influence of intoxicants during the event, or in possession of intoxicants, alcohol and/or illegal drugs at any time while on the property, will be ejected from the property (and may possibly warrant the notification of the Jefferson County Sheriff's Department). Drivers are responsible for their crew and guests at all times.

PADDOCK:

You may park anywhere in the paddock provided you do not block the main paddock roads, pit entrance, pit exit areas, or other specially marked areas. A pit and paddock speed limit of **5 mph** will be strictly enforced

RULES:

If you do not conform to the rules of this event, both written and oral, you will not be allowed to run, additionally, you will forfeit your entry fee. NO EXCEPTIONS!

The organizers of the 'Z Nationals' event wants you to have a safe and enjoyable weekend. Erratic, unsafe, or at fault driving incidents on the track will be grounds for ejection from the event with registration fee forfeiture at the sole discretion of the event organizers.

IN-CAR INSTRUCTORS:

An instructor will ride with each student until the Chief Instructor authorizes the student to drive alone. First time participants will be evaluated to determine their ability for session groupings.

HAVE A SAFE, FUN, EVENT!!



Things to Bring to the Track!

For You (Mandatory):

- 1) Completed Track Registration Packet.
- 2) Closed-Toed Shoes – such as driving shoes or tennis shoes
- 3) Clothing - including long pants with shirt (short or long sleeve) – 100% natural fiber such as cotton
- 4) Helmet (SNELL M2005 or SA2005 approved or newer)

For You (Optional):

- 1) Lawn Chairs
- 2) E-Z Up Canopy (Please bring weights for legs)
- 3) Sun Block
- 4) Binoculars
- 5) Rain Coat or Umbrella
- 6) Snacks and Drinks

For Your Car (Suggested):

- 1) Torque Wrench
- 2) Tire Pressure Gauge
- 3) Air Compressor or Air Tank
- 4) Window Cleaner and Paper Towels
- 5) Motor Oil
- 6) Brake Fluid and Brake Bleeder
- 7) Painters Tape for Head Lamp, Marker Lights
- 8) Tools
- 9) Jack

Please Note:

There are concessions available on site at the Barber Motorsports Park facility.



2013 Z Nationals Track Day at Barber Motorsports Park
Sunday, October 6th, 2013

Drivers must complete and bring this Registration Packet to the event Sunday morning. Registration and tech inspections must be completed before drivers or cars are allowed on the track. Participants must pass the FINAL technical inspection, after which they will receive a car # that must be applied to the top center of the windshield, and a wristband that must be on the LH wrist of the driver. Registration is available on a first come serve basis Sunday 6:20 AM CST at Barber Motorsports Park.

Caravans:

A group caravan will be assemble at the Cracker Barrel Parking lot in Bremen and will be depart at 6:10 AM EST. The group will be arriving at the Barber Motorsports Park facility at roughly 6:20 AM CST. All participants should assemble at the track at or around this time.

Time	Description
---	6:10 EST Caravans leave the Cracker Barrel Bremen parking lot
7:20 EST	6:20 CST Arrival at the Barber Motorsports Park. Gates Open
6:20 CST	Gates Open (Z Nationals Caravan arrives at Barber Motorsports Park from GA)
** PLEASE NOTE TIME CHANGE WHILE ENTERING ALABAMA (CST) **	
6:20	7:20 Track Day Registration & Tech Inspections
7:20	7:50 Instructor's Meeting (Location Second Floor Paddock Bldg)
7:30	8:00 Driver's Meeting (Second Floor of Paddock Bldg) *attendance required
8:00	Track Opens for the day. Registered participants may now begin making passes. Attendees should refer to the Track Day Schedule included in the 2013 Z Nationals Track Day Packet and listen for any updates made over the Public Broadcast system.
11:00	12:00 Lunch Break (Quiet Hour – No vehicles on track)
5:00	7:00 Track Day Ends, 2013 Z Nationals comes to an official close.
6:30	(Optional) Z Nationals attendees can join back together at the Mellow Mushroom in Oxford, Alabama after leaving the Barber Motorsports Park facility for a final, "farewell" group dinner prior to departing.

We look forward to seeing everyone again next year at the 2013 Z Nationals. Look for updates in early 2014 and begin making your plans to join us again!

2013 Z NATIONALS EVENT

CAR # _____ (assigned at the event)

GROUP _____

PRE-TECHNICAL SAFETY INSPECTION FORM

THIS FORM MUST BE COMPLETED AND BROUGHT TO THE TRACK

INSTRUCTIONS

The Driver's School Participant is solely responsible for the safe condition of his/her vehicle to be driven to, at, and from this event. Participant must have the vehicle inspected no earlier than four (4) weeks prior to this event. A qualified individual who is familiar with the make and model for this vehicle (i.e. dealerships, specialty service shops) must perform the safety inspection. At the time of the safety inspection, the Participant must sign the completed safety inspection report, which must then be presented to the authorized 'Z NATIONALS' Tech Personnel at the FINAL TECH INSPECTION. The participant will not be allowed to drive the vehicle on the track without presenting a signed and completed safety report and passing the tech inspection during event registration.

Please provide the following information:

Entrant Name: _____

Make of Car: _____ Model: _____ Year: _____

VIN #: _____

License Plate#: _____ State: _____

Location of Inspection: _____

Inspector Company Name & Address: _____

PRE-TECHNICAL INSPECTION "DONE PRIOR TO EVENT"

VEHICLE INTERIOR

	APP	REJ
Interior Mirror	____/____	____/____
Seat Belts	____/____	____/____
Fire Extinguisher (recommended)	____/____	____/____
Pedal in Good Condition	____/____	____/____
Brake Pedal Firm	____/____	____/____
Emergency Brake Operation	____/____	____/____
Roll Bar in Open Car (required)	____/____	____/____

SUSPENSION & RUNNING GEAR

	APP	REJ
Steering Linkage	____/____	____/____
Suspension & Shocks	____/____	____/____
Wheel Bearings	____/____	____/____
Metal/Flexible Brake Lines	____/____	____/____
Brakes Recently Bled	____/____	____/____
Rims in Good Condition	____/____	____/____

VEHICLE EXTERIOR

Stop Lights	____/____	____/____
No Fluid Leakage	____/____	____/____
No Cracked Glass	____/____	____/____
No Excessive Rust	____/____	____/____
Exterior Mirror	____/____	____/____
Windshield Wipers	____/____	____/____
Gas Cap Secure	____/____	____/____
Tire Pressures: Front	____/____	____/____
Rear	____/____	____/____
Sufficient Brake Pads (3/16" min)	____/____	____/____

ENGINE & TRUNK COMPONENTS

Battery Secure	____/____	____/____
Electrical Harness	____/____	____/____
Relays Secure	____/____	____/____
Fan Belt	____/____	____/____
Throttle Linkage	____/____	____/____
Oil & Gas Lines Secure	____/____	____/____
Hood & Deck Lids Secure	____/____	____/____
Brake Fluid Changed	____/____	____/____
Oil Leaks	____/____	____/____

'Z NATIONALS' EVENT AT BARBER MOTORSPORTS PARK

Sunday, October 6th, 2013
DRIVER INFORMATION FORM

All drivers must submit SEPARATE entry form (s) with complete information

Entrant /Driver (this car will have 1 or 2 drivers) (circle one) (second driver must also fill out form.)

Name: _____ **Email:** _____

Address: _____ **City:** _____

State: ___ **Zip:** _____ Telephone #: **(Home)** _____ **(Work)** _____

Make: _____ **Model:** _____ **Color:** _____ **Year:** _____

Driver's License #: _____ **State of Issuance** ___ **Exp. Date** _____

List Major Modifications Here: _____

Engine _____

Suspension/Chassis _____

Tires _____

Safety _____

Check what you consider your car to be: stock () semi-modified () race ()

PRIOR DRIVER'S EXPERIENCE:

Official Use – Run Group

List # of Driving Events	#	Date of Last:	Other Tracks:
(1) Road Atlanta	___	_____	_____
(2) Roebling Road	___	_____	_____
(3) Talledega Gran Prix	___	_____	_____
(4) Carolina Motorsports Pk.	___	_____	_____
(5) Sebring	___	_____	_____
(6) Barber Motorsports Pk.	___	_____	_____
(7) Other, Please List	___	_____	_____

Indicate any other information pertinent to assessing your driving skills including any competition licenses and sanctioning body _____

NOTE: The 'Z Nationals' organizers reserve the right to designate run groups based on documentation available and will require instructed check rides to validate skills where applicable.

I hereby certify that I have no known physical or mental problems, which might jeopardize others or me if I participate in this event. I realize that I am responsible for any damage that I cause to Barber Motorsports Park or anyone's personal property. I agree to hold harmless the organizers of the event and the owners of Barber Motorsports Park, in the event of any damage (personal or property) that may happen while I am at the event.

_____ Date

Applicant Signature

THIS PAGE MUST BE SIGNED AND RETURNED!

Inspector's Signature _____

Date Inspected _____

FINAL TECH INSPECTION "DONE AT REGISTRATION FOR EVENT"

Tires in Good Condition	APP REJ ____/____	Appropriate Clothing	APP REJ ____/____
Wheel Covers	____/____	(a non-synthetic fiber)	
Lug Nuts Torqued Properly	____/____	Rubber-soled Shoes	____/____
No Loose Objects in Compartments	____/____	Helmet	____/____
Stop Lights Operable	____/____	(Snell SA or M 95 or Later Approved)	
Car Number Attached	____/____		

Inspector's Signature _____

**DRIVER / PARTICIPANT CAR TECHNICAL
INSPECTION CERTIFICATION AND INDEMNITY**

EVENT: 2013 'Z NATIONALS', Sunday, October 6th at Barber Motorsports Park.

The undersigned hereby certifies that:

- The OFFICAL TECHNICAL INSPECTION FORM (the "Form") submitted to the 'Z NATIONALS' inspector in connection with the above Event was performed on the date shown by a qualified mechanic;
- The Form correctly and accurately shows the condition of the Car identified above (the "Car") on the date of the inspection; and
- There has been no change(s) in the condition of the Car since the date of the inspection that would affect the track-worthiness of the Car. The undersigned hereby agrees to indemnify and hold harmless the 'Z NATIONALS' organizers as to any and all occurrences arising from any incorrect statements contained in the Form.

I understand that the technical inspection performed on my automobile is solely for the purpose of meeting minimum standards of car preparation for the 'Z NATIONALS' road course event.

No warranties are implied or expressed in the passing or failing the inspection performed. I release the inspectors from any and all liability arising from their inspection of my car. I acknowledge that the safe condition and operation of this vehicle is entirely my responsibility as well as any vehicle problems, malfunctions or damage which may occur in connection with the operation of this vehicle prior, during or subsequent to the event.

ENTRANT'S SIGNATURE

Date

Note: (Car Entrant, not Driver, if different from Driver)

THIS PAGE MUST BE SIGNED AND RETURNED!

2013 Z NATIONALS EVENT

CAR # (assigned at the event)

GROUP

MEDICAL INFORMATION FORM

THIS FORM MUST BE COMPLETED AND BROUGHT TO THE TRACK

DRIVER

Name : Age :

In Case of Emergency Notify: At Track? Y / N

Address City State Zip

Phone # (Home) (Work)

Current Medications

Drug Allergies

List Any Special Conditions

Blood Type

Last Tetanus Shot

Personal Physician

Address City State

Phone #

CIRCLE - YES OR NO

- Y N CONTACTS Y N DENTURES Y N ASTHMATIC
Y N DIABETIC Y N EPILEPTIC Y N HEMOPHILIAC

Please list Any Medical Training or Ratings:

Two horizontal lines for listing medical training or ratings.

I agree to indemnify and hold harmless the organizers of this event and their event and their agents, with respect to the condition and preparation of my car, or any subsequent failure or resulting damage to my car or its occupants as a result of such failures. I acknowledge that at all times I remain solely responsible for the safety and roadworthiness of my car. I certify that I have no physical or mental problems and am taking no medications, prescriptions or otherwise which could jeopardize other or me if I participate in this event.

Signature: Date:

THIS PAGE MUST BE SIGNED AND RETURNED!

**2013 Z NATIONALS EVENT
HELMET RELEASE FORM**

I/We acknowledge that the inspection of my helmet by members of the 'Z NATIONALS' event is for the sole purpose of determining whether my helmet has met the minimum standards of the Snell Memorial Foundation and that it appears from a casual inspection to be capable of meeting those standards at the present time. I acknowledge that the event organizers/inspectors are not making a guarantee of fitness for use in "passing" my helmet, and that I am relying solely on my own judgment in using the helmet in a Club event. I release, acquit and forever discharge the 'Z NATIONALS' organizers and their officers, agents, and officials from any and all liability, claims, demands, or causes which may arise from my wearing the inspected helmet, from my attendance at the event, or from any injury sustained by me, whether or not due to their negligence. I represent that I am over 18 years of age, that I understand that I am participating in a potentially dangerous event and that my helmet has not previously been worn in a collision or struck by a hard object.

NAME: _____

DATE: _____

SIGNATURE: _____

DRIVER'S LICENSE FORM

As a condition of my participation in this Driver's School, I agree that I will be responsible for myself and my vehicle at all times, and I hereby release the 'Z NATIONALS' organizers and their officers, agents, and officials from any claim, liability, cost or expense arising from my attendance at this school. I further agree that the vehicle used during this event will be operated only by a fully licensed driver over the age of 18, unless otherwise allowed in the event regulations.

Name: _____

Driver's License #: _____ State: _____

Signature: _____ Date: _____

DAMAGE DISCLAIMER FORM

As a condition of my participation, I agree that I will be responsible for all damages caused by my participation while incurred within the property of Barber Motorsports Park. This includes, but is not limited to track surface, landscaping, pit wall, fence, or tire wall damage. Charges must be settled on the day of the occurrence.

Name: _____

Signature: _____

Date: _____

THIS PAGE MUST BE SIGNED AND RETURNED!